


CREATING A MASTER DRAWING FOR A PAPER CUT MOLA:

1. Choose your subject matter. Create a simple contour, or outline drawing of that choice.

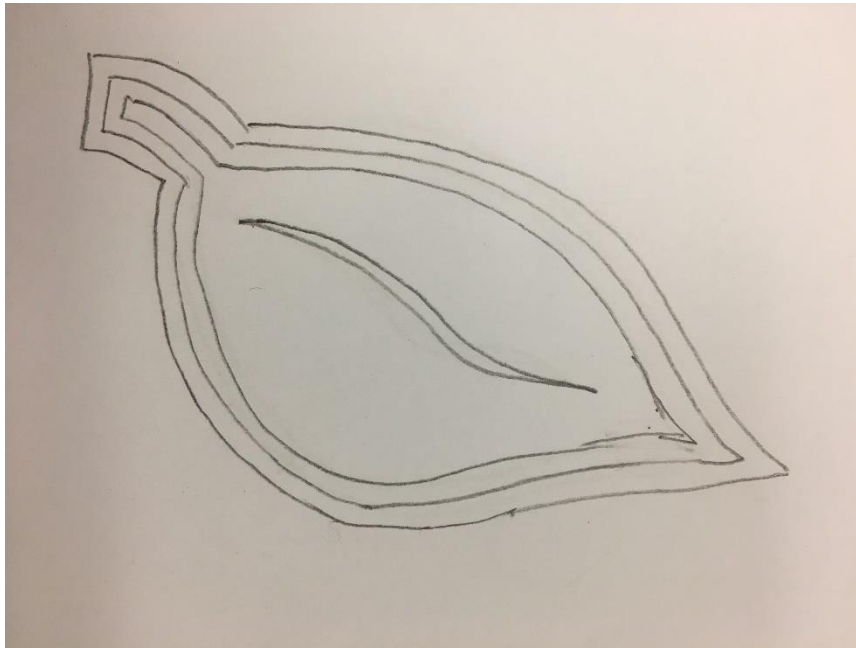


2. Outline your focal point ONCE.

Make that outline no less than $\frac{1}{4}$ " from the original outline. Space it EVENLY/Equidistant from the original outline.




3. Outline your focal point a second time. Equidistant!



DESIGN PROBLEM:

Part1: Interior of figure

Create an interior design on the surface of your focal point.



DESIGN PROBLEM:

Part 2: Negative Space – EVERY INCH of a Mola is layered.

Choices: Add other element (if this was large – another leaf, a flower, etc....

Number of layers you decide to use on the additional element.

Adding design elements only, like this example:

